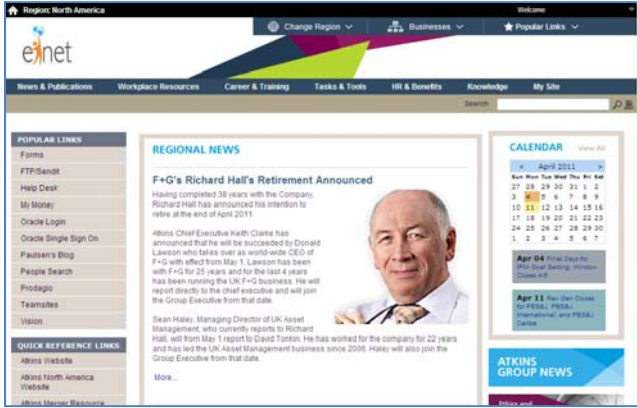
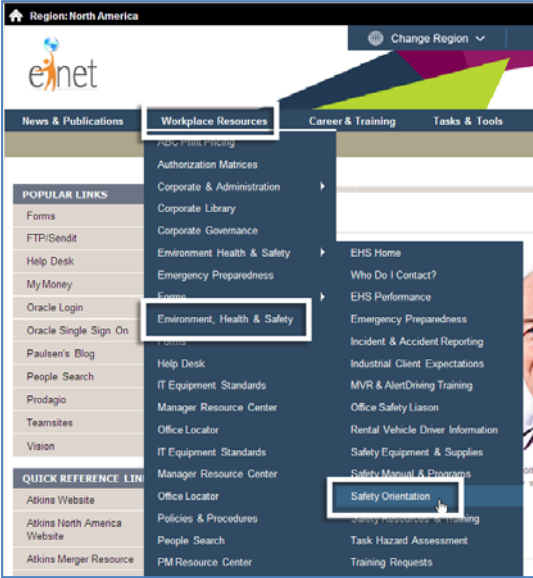




How To Access Safety Orientation

| VIEW | STEP |
|---|--|
|  | <ol style="list-style-type: none"> Open and direct your Internet browser to: http://enet.na.atkinglobal.com/ |
|  | <ol style="list-style-type: none"> Click: <ul style="list-style-type: none"> Workplace Resources Environment Health & Safety Safety Orientation |
|  | <ol style="list-style-type: none"> Click Atkins Environment, Health and Safety Orientation Presentation. |
|  | <ol style="list-style-type: none"> Click Open. The EHS PowerPoint presentation will open. Review all slides. |

Environment, Health and Safety (EHS)

EHS Safety Orientation

Orientation Presentation and Completion Documentation

- Atkins Environment, Health and Safety Orientation Presentation - This is a read only presentation
 - Safety Orientation On-line Quiz - Click E-mail Results once complete and print a hard copy for your records.
- working on your personal home computer the hardcopy can be printed off and includes the Safety Quiz and Safety Orientation Checklist.
- Safety Quiz Hardcopy
 - Safety Orientation Checklist

The screenshot shows a web-based quiz interface titled "EHS Safety Orientation Self-Check Quiz". It includes instructions for the user, such as "This Self-Check contains 10 questions. You will see one question at a time. When you answer the question, you will get immediate feedback, then you can move on to the next question." and "You must score 100% to complete your Safety Orientation. You may try the question again when you answer incorrectly." It also lists two actions: "1. Click the 'Print Results' button to print a document verifying your activity." and "2. Click the 'Email Results' button to send your results to the EHS office for recording." The interface includes a "NEXT" button and a score indicator showing "Score so far: 0 points out of 0".

5. Go back to the EHS Safety Orientation page (step 3).

Click **Safety Orientation Online Quiz** and take the quiz when it appears.

6. Upon completing your assessment, your score will be automatically recorded and sent to Environment, Health and Safety for recording.

If you have any questions or need help, contact Angie Padovani at angela.padovani@atkinsglobal.com. Use charge number z10000107 01 with your group number to charge your time.