
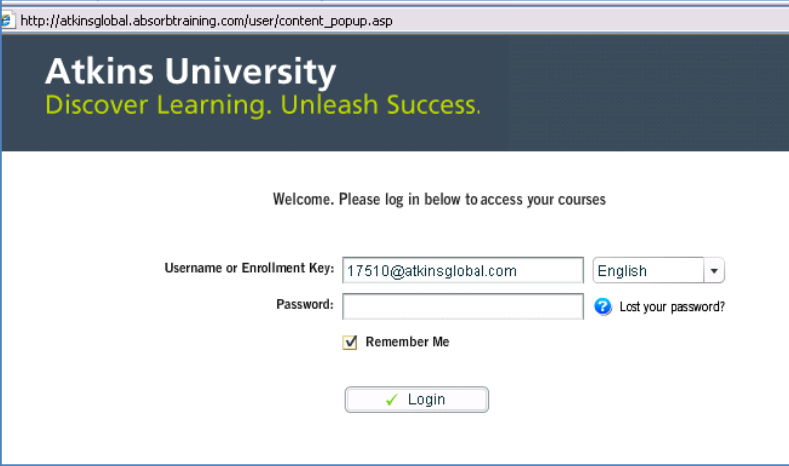
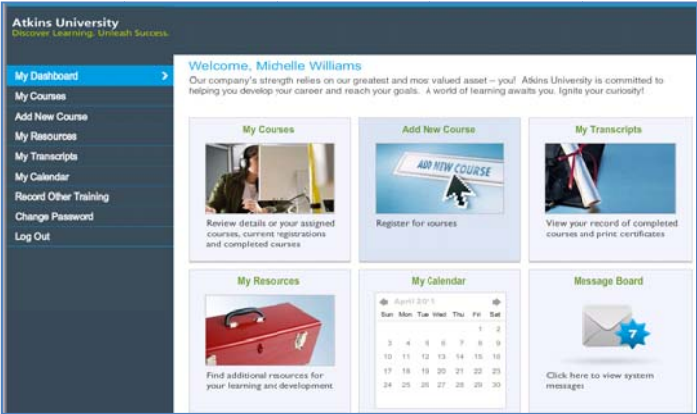


How to Access Atkins University

SCREEN SHOT	ACTION
 <p>The screenshot shows the Atkins University homepage. At the top left, the logo and tagline 'Discover Learning. Unleash Success.' are visible. Below this is a navigation bar with links: Home, About Atkins University, Manage My Learning (highlighted with a red box), JobEx Training Center, and Quick Tech Help. Underneath the navigation bar, there are sections for 'Discover Learning Links' (with 'New Employee Learning' highlighted) and a 'This Month at Atkins University...' announcement stating 'Student of the Month is Reaching for the Stars'.</p>	<p>1. Open an internet browser window and direct your browser to: http://learn.atkinglobal.com</p> <p>If you are <u>not connected</u> to the network, continue to Step 2.</p> <p>If you are <u>connected</u> to the network, click Manage My Learning and skip to Step 3.</p>
 <p>The screenshot shows the login page for Atkins University. The URL in the browser address bar is 'http://atkinglobal.absorbtraining.com/user/content_popup.asp'. The page features the Atkins University logo and tagline. Below this, a welcome message says 'Welcome. Please log in below to access your courses'. There are input fields for 'Username or Enrollment Key' (containing '17510@atkinglobal.com') and 'Password'. A dropdown menu is set to 'English'. There is a 'Lost your password?' link and a checked 'Remember Me' checkbox. A red box highlights the 'Login' button.</p>	<p>2. If you are <u>not connected</u> to the network, click on the link below to access the login page: http://atkinglobal.absorbtraining.com/user/content_popup.asp</p> <p>Input your username (employeeID@atkinglobal.com; e.g. 17510@atkinglobal.com).</p> <p>To retrieve your system generated password, click Lost your password and input your <u>employee ID email address</u> as explained above. Your credentials will be emailed to you.</p> <p>Input your password, then click Login</p>
 <p>The screenshot shows the user's learning dashboard. On the left is a navigation menu with options: My Dashboard (selected), My Courses, Add New Course, My Resources, My Transcripts, My Calendar, Record Other Training, Change Password, and Log Out. The main content area is titled 'Welcome, Michelle Williams' and includes a message: 'Our company's strength relies on our greatest and most valued asset -- you! Atkins University is committed to helping you develop your career and reach your goals. A world of learning awaits you. Ignite your curiosity!'. Below this are six tiles: 'My Courses' (Review details of your assigned courses, current registrations and completed courses), 'Add New Course' (Register for courses), 'My Transcripts' (View your record of completed courses and print certificates), 'My Resources' (Find additional resources for your learning and development), 'My Calendar' (A calendar for April 2011), and 'Message Board' (Click here to view system messages).</p>	<p>3. You should now be logged into your learning dashboard, and your name should displayed at the top of the page, as shown in the example here.</p> <p>If you need further assistance or have questions about the login process, please contact Atkins University at learn.na@atkinglobal.com.</p>